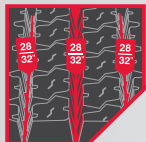


A DRIVE TIRE THAT GOES FURTHER.

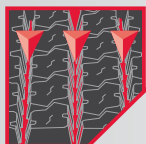
By combining the maximum drive axle power of our popular TY517™ with our fuel-saving MC² technology, we've engineered a long haul tire that really drives your profits. Because when you add up outstanding traction, long, even wear, durability for multiple retreads and exceptional fuel efficiency—it equals savings you can count on.

OPTIMIZED TREAD DESIGN FOR LONGER WEAR



28/32" Original Tread Depth

Delivers long wear and road-grabbing power for the long haul without any compromises in traction.



Three Large Circumferential Grooves


Extra wide, self-cleaning and V-shaped for improved water dispersion, lateral stability and long, even wear.



Solid Outer Shoulder

Contributes to flat, even wear on all types of 2- and 3-axle tractors and trucks.

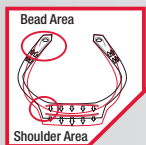
SPECIALIZED COMPOUND FOR LOWER ROLLING RESISTANCE



Advanced Tread Compound Technology (MC²)

Reduces heat, provides longer wear and reduces rolling resistance, all resulting in lower fuel consumption. The TY517 MC² has earned SmartWaySM verification by the United States Environmental Protection Agency.

STRESS-RESISTANT PERFORMANCE



STEM-2 Technology (StrainEnergy Minimization)

Extends the life of the casing by redirecting normally destructive forces. This process greatly reduces strain on the critical bead and shoulder areas by minimizing flex in the casing.



Tapered Center Groove

Promotes stone ejection and reduces tread-stone damage for enhanced casing life and retreadability.

Mud and Snow Rated

For drive power in the toughest of conditions and confident all-season service.

IT'S IN OUR DNA.



Our innovative business philosophy, SmartSolution®, is our commitment to meeting the most essential demands of today's fleets: Longevity, Efficiency, Availability and Dependability.



Our MC² technology minimizes the effects of heat on the casing and tread, providing ultra-low rolling resistance to reduce cost-per-mile.



StrainEnergy Minimization

STEM-2 technology extends the life of the casing by redirecting normally destructive stress forces.

SmartWay® Verified

Our TY517 MC² is one of many Yokohama tires designed to meet SmartWay's stringent low rolling resistance criteria.



SIZES AND SPECIFICATIONS

TIRE SIZE	PART NUMBER	PLY RATING (L.R.)	TIRE WEIGHT (LBS)	RIM SIZE (INCH)		INFLATED DIMENSIONS		TREAD DEPTH (1/32")	LOADED DIMENSIONS		RPM	MAX LOAD CAPACITY AT COLD INFLATION PRESSURE				MAX SPEED (MPH)
				MEASURE	ALT	OVERALL WIDTH (INCH)	OVERALL DIAMETER (INCH)		SECTION WIDTH (INCH)	STATIC RADIUS (INCH)		LB/PSI SINGLE	LB/PSI DUAL	KG/KPA SINGLE	KG/KPA DUAL	
295/75R22.5	51725	14G	123.3	9.00	8.25	11.4	40.7	28	12.4	19.0	512	6175@110	5675@110	2800@760	2575@760	75
11R22.5	51726	14G	127.8	8.25	7.50	10.9	42.1	28	12.0	19.7	495	6175@105	5840@105	2800@720	2650@720	75
285/75R24.5	51727	14G	123.1	8.25	-	10.9	42.0	28	11.9	19.7	495	6175@110	5675@110	2800@760	2575@760	75
11R24.5	51728	14G	131.9	8.25	7.50	10.9	44.1	28	12.0	20.7	472	6610@105	6005@105	3000@720	2725@720	75

Yokohama tires are subject to an ongoing development process. Yokohama Tire Corporation reserves the right to change product specifications at any time without notice or obligation. Not all models and sizes available in all locations.

THE YOKOHAMA DIFFERENCE

When you do business with us, you get more than just a world-class tire engineered by some of the industry's best. You also get a partner, committed to delivering efficient products and solutions to help your business run more smoothly and more profitably. Our industry-leading support network truly makes Yokohama the SmartSolution.



SMARTSOLUTION CERTIFIED PROGRAM

Each of the dealers that make up our expansive nationwide service network is selected and certified to ensure they're ready to provide the solutions you need, fast.



YOKOHAMA EMERGENCY SERVICE (YES)

Offering nationwide emergency service we're focused on keeping your cargo on the move—24/7/365.



YOKOHAMA IS A SMARTWAY TRANSPORT PARTNER

Working with the SmartWay program we're committed to accelerating the availability, adoption and market penetration of advanced fuel efficient technologies and operational practices in the freight supply chain helping you save fuel, lower costs and reduce adverse environmental impact.

Yokohama Tire Corporation | 800.423.4544 | yokohamatruck.com

Commercial Customer Service: ext. 2889

Credit Department: ext. 3977

Consumer Affairs: ext. 2880

Commercial Customer Service Dealer Order Fax: 800.455.9656